




Student Admission Flow Diagram



01 STEP

Student can apply under any study Centre.

By Offline

Student will go to the Study Center & Fill Up the Form.


By Online

Student will Fill Up the Form on website.




02 STEP

Study Centre Admin will verify all the data.




03 STEP

After verifying, the form will reflect in the admin dashboard of JSOU.



04 STEP

Admission Dashboard user will confirm the admission for fee.



05 STEP

Study Centre will submit the fee.



06 STEP

Admission department will check fee and generate enrollment number and admit card.



07 STEP

After enrollment, student will receive the login ID and dashboard.